

○ MUSIC  city COUNSELOR


THANK YOU FOR YOUR
PURCHASE!



Hey y'all, Laura here! I so appreciate when you please take a moment to leave a review on my resources on my TpT Store. Thanks for your support! Enjoy the resource!

♥ *laura oathout*

LET'S CONNECT!



For helpful ideas, engaging resources, and freebies, please check out my website and membership!

○ ♥ **WEBSITE:** www.musiccitycounselor.com

♥ **MEMBERSHIP:** www.counselorcollab.com

ASCA MINDSETS & BEHAVIORS:

Category 1: Mindset Standards

- M1: Belief in development of whole self, including a healthy balance of mental, social-emotional, and physical well-being
- M3: Positive attitude toward work and learning
- M4: Self-confidence in ability to succeed
- M5: Belief in using abilities to their fullest to achieve high-quality results and outcomes

Category 2: Behavior Standards

- B-LS 4: Self-motivation and self-direction for learning
- B-SMS 1: Responsibility for self and actions
- B-SMS 5: Perseverance to achieve long- and short-term goals
- B-SMS 6: Ability to identify and overcome barriers

DIRECTIONS PAGE 1:

This lesson will take approximately 45 minutes to complete.

Materials Needed:

- Printed materials
- Scissors
- Crayons or markers
- Pencils
- Glue sticks
- One piece of construction paper per student

Recommended Sequence:

1. Review the PowerPoint or digital for Google Slides™ presentation.
2. Review the instructional posters and display the bulletin board if you'd like.
3. Use the discussion cards with students.
4. Complete the craft, a worksheet, or a coloring page of your choice.
5. Students can decorate the mini story book and take it home to read with their families.

Presentation:

Both a PowerPoint and digital for Google Slides™ presentation are included.

This presentation teaches students all about **perseverance**. First, students "meet" Penny, a little girl who everyone knows as "Perseverant Penny." Then, students learn the **definition of perseverance**. Next, students listen to a story about Penny who shows perseverance by never giving up and trying her best on her painting for the art contest. Next, students "**turn and talk**" with a partner and discuss 2 reflection questions about the story. Then, students learn **7 ways to be perseverant**. Finally, students "**turn and talk**" with a partner to reflect on how they can be more perseverant in their lives.

Bulletin Board:

9 beautiful posters are included as well as printable letters that say **BE PERSEVERANT**. Please cut out the letters and staple them to the top of your bulletin board. Then, display the posters in any order that you'd like. Please see the sample on the next page.

SAMPLE BULLETIN BOARD



DIRECTIONS PAGE 2:

Discussion Cards:

12 discussion cards are included. You may choose to use these as a whole group or divide students into small groups. I prefer to divide students into groups of 2-4 and give each group 2-3 cards. Students can discuss their thoughts with their small group then share out with the class.

Perseverance Mountain Craft:

This "perseverance mountain" craft asks students to write on each of the 3 lines one way to be perseverant. Then, they can decorate the mountain and the clipart kid to look like them. Both a "boy" and a "girl" version are included. Finally, students can cut out the mountain and glue it onto a piece of construction paper.

Mini Story Book:

This is a half-page version of the "Penny Shows Perseverance" story from the presentation. Please print one story for each student, cut it down the middle, and staple it at the top. Students can color the story and take it home to read with their families.

Worksheets & Coloring Pages:

Assorted worksheets and coloring pages are included. Please choose those that best fit the needs and abilities of your students, and the amount of time that you have.

Questions, comments, or suggestions? Please contact me any time at laura@musiccitycounselor.com. I'm here to help! ☺

PS I SO appreciate when you please take a moment to leave a review on my resources on TpT. It earns you credits towards future purchases, helps other educators find quality resources, and helps my small business grow.

SAMPLE CRAFT:



1. Don't give up


2. Keep on trying

3. Believe in yourself

3 Ways To Be
PERSEVERANT

A decorative border with a green and white pattern, resembling a stylized floral or leaf design, frames the entire page.

MINI PRINTABLE STORY



PENNY shows PERSEVERANCE

© Music City Counselor

Meet Penny! She is a 2nd grader who loves painting, playing mini golf, and baking cookies. Everyone knows her as Perseverant Penny!



© Music City Counselor

One day, Penny saw a poster at school about an art contest. She was so excited to show her talent! She signed up right away!



© Music City Counselor

After school, Penny got right to work. She brainstormed and sketched down some ideas for her painting on paper.



© Music City Counselor

The next day, Penny worked on her painting at school. But, she started to feel frustrated. She just couldn't get it right! She wanted to give up.



© Music City Counselor

Penny brought her painting home and talked to her mom about her feelings. Her mom encouraged her to keep trying.




© Music City Counselor

Penny worked through her frustration and refused to give up on her painting. Even when she made mistakes, she kept on painting.




© Music City Counselor

Penny worked until late at night on her painting. She was determined to show her best work – and to win!




© Music City Counselor

Finally, Penny's painting was done. She felt proud of her work and ready to enter it in the contest!



© Music City Counselor

Penny turned in her painting to her art teacher. The next day, she found out that she won 1st place! Her hard work paid off!



© Music City Counselor

∴ Write and draw about how you can ∴
be more perseverant.

∴
∴

∴
∴

BULLETIN BOARD

BEEP
ERS

EVE

RA

NT

How to Show **PERSEVERANCE**


Positive attitude



Believe in you



Learn from mistakes



Ask for help




Keep practicing



Break down goals



Celebrate progress



What is **PERSEVERANCE?**

To keep trying and not give up,
even when things get hard. To stick
with it, even if it takes a long time or
you make mistakes.



How to Show **PERSEVERANCE**

Have a positive
attitude




How to Show **PERSEVERANCE**

Believe in yourself



How to Show **PERSEVERANCE**

Learn from
your mistakes



How to Show **PERSEVERANCE**

Ask for help if
you get stuck



How to Show **PERSEVERANCE**

Keep on
practicing!



How to Show **PERSEVERANCE**

Break down goals
into smaller steps



How to Show **PERSEVERANCE**

Celebrate your
progress



DISCUSSION CARDS

What is perseverance?



© Music City Counselor



What was Penny's goal?

© Music City Counselor

Why was Penny feeling frustrated?




© Music City Counselor



How did Penny show perseverance?


Did Penny give up or keep trying? Explain.



© Music City Counselor


How did Penny feel about her finished painting?





Why is perseverance important?

© Music City Counselor



What is the opposite of perseverance?

© Music City Counselor



What does perseverance mean to you?

© Music City Counselor



Share about a time when you were perseverant.

How can you be more perseverant at school?



© Music City Counselor



How can you be more perseverant in your hobbies?

© Music City Counselor



CRAFT




1.

2.

3.

3 Ways To Be
PERSEVERANT








3 Ways To Be
PERSEVERANT

© Music City Counselor

WORKSHEETS

Name: _____


Color the pictures that show
PERSEVERANT CHOICES.



Name: _____

PERSEVERANCE



What does perseverance mean to you?



Name: _____

PERSEVERANCE


Share about a time when you were
perseverant.



COLORING PAGES

PERSEVERANCE

I can keep a positive attitude.




PERSEVERANCE

I can believe in myself.




PERSEVERANCE

I can learn from my mistakes.




PERSEVERANCE

I can ask for help.




PERSEVERANCE

I can keep on practicing!




PERSEVERANCE

I can break down goals into smaller steps.



PERSEVERANCE

I can celebrate my progress.



TERMS OF USE:

- Make copies for the purchaser's classroom AND share copies with other educators within your school building
- Reference (without distribution) this product in blog posts, seminars, professional development workshops, or other such venues provided there is both credit given to myself as the author and a link back to my TpT store included in the post/presentation

YOU MAY

- Claim the work as your own, alter the files in any way, or remove/attempt to remove the copyright
- Share this product with educators outside of your school building
- Repackage, sell, or giveaway this product to others
- Offer to share this product anywhere on the internet as a download or copy

YOU MAY NOT



Please contact me any time at laura@musiccitycounselor.com with questions, suggestions, resource requests, or comments. I'm here to help and would love to hear from you!

♥ *laura oathout*

THIS RESOURCE WAS MADE POSSIBLE THANKS TO:

